

Aşağıdaki tabloda BIST 30 şirketlerinin son üç aylık yabancı takas oranlarını, oran değişimlerini, bu dönemki en düşük ve en yüksek yabancı takas oranlarını ve ilgili tarihlere dair fiyatlar ile yabancı yatırımcıların son dönem aktivitelerini görebilirsiniz.

Tablodaki verilere baktığımızda, yüksek yabancı takas oranına karşın ISCTR ve AKSEN hisselerinde pozisyon azalışı dikkat çekiyor.

XU030 Yabancı Takas Oranları (YTO), Son 3 Ay

21 Nisan 2023 Cuma işlemleri sonucu oluşan,
25 Nisan 2023 Salı takas verileri kullanılmıştır.

Kod	Son Fiyat	Son Yab. Tks. Oranı	Δ (Oran, bp)			Son 3 Ay En Yüksek / En Düşük Yabancı Takas Oranı(YTO)	Δ (Oran, bp)	Tks.Tarihi ve YTO Eğilimi	Fiyat (T-2)	Δ (Fiyat,%)	Yabancı Aksiyonu		
			1 hafta	1 ay	3 ay								
TCELL	37.62	74.28	-7	126	241	En Düşük En Yüksek	71.39 74.34	289 -7	31/01/2023 18/04/2023	▼ ▲	38.04 36.70	-1.1 2.5	Dengeli
KCHOL	80.10	51.74	-21	-155	-315	En Düşük En Yüksek	51.71 55.20	3 -346	11/04/2023 08/02/2023	▲ ▲	77.55 74.82	3.3 7.1	Dengeli
TAVHL	80.45	46.02	-5	55	-231	En Düşük En Yüksek	45.03 48.91	99 -290	31/03/2023 02/02/2023	▲ ▲	73.75 82.65	9.1 -2.7	Dengeli
AKBNK	17.68	44.62	-2	70	-102	En Düşük En Yüksek	42.69 45.64	193 -102	24/02/2023 25/01/2023	▲ ▲	14.57 16.85	21.3 4.9	Dengeli
SAHOL	40.48	43.61	4	22	209	En Düşük En Yüksek	40.97 44.49	264 -88	30/01/2023 08/03/2023	▼ ▲	38.27 43.83	5.8 -7.6	Son Dönemde Alıcılar
BIMAS	156.00	43.52	17	112	-369	En Düşük En Yüksek	42.10 47.30	142 -378	17/03/2023 26/01/2023	▲ ▲	137.20 136.90	13.7 14.0	Son Dönemde Alıcılar
TUPRS	73.55	40.09	14	38	-76	En Düşük En Yüksek	39.26 42.26	83 -217	07/03/2023 31/01/2023	▲ ▲	81.02 84.23	-9.2 -12.7	Alıcılar
FROTO	581.00	38.53	-32	-70	362	En Düşük En Yüksek	34.62 39.93	391 -140	27/01/2023 10/04/2023	▼ ▲	494.67 609.00	17.5 -4.6	Son Dönemde Satıcılar
ISCTR	11.74	33.51	-3	-145	-362	En Düşük En Yüksek	33.51 37.52	0 -401	25/04/2023 02/02/2023	▲ ▲	11.86 10.11	-1.0 16.2	Satıcılar
TOASO	227.50	33.25	7	464	1,281	En Düşük En Yüksek	20.45 33.33	1,281 -8	25/01/2023 21/04/2023	▼ ▲	161.23 220.00	41.1 3.4	Son Dönemde Alıcılar
THYAO	136.30	32.55	29	101	-85	En Düşük En Yüksek	31.32 33.42	123 -87	29/03/2023 31/01/2023	▲ ▲	125.30 149.80	8.8 -9.0	Son Dönemde Alıcılar
PGSUS	482.30	30.77	-40	-95	145	En Düşük En Yüksek	26.34 32.80	443 -203	20/02/2023 15/03/2023	▼ ▲	480.60 503.90	0.4 -4.3	Son Dönemde Satıcılar
ENKAI	30.90	29.62	-46	-101	518	En Düşük En Yüksek	23.75 30.86	587 -124	27/01/2023 20/03/2023	▼ ▲	28.87 29.52	7.0 4.7	Satıcılar
ASELS	51.40	28.09	-19	77	608	En Düşük En Yüksek	22.02 28.52	608 -43	25/01/2023 14/04/2023	▼ ▲	60.90 55.05	-15.6 -6.6	Dengeli
KOZAL	22.12	24.80	-27	70	-18	En Düşük En Yüksek	21.02 28.73	378 -393	07/02/2023 02/03/2023	▼ ▲	25.60 24.46	-13.6 -9.6	Dengeli
SISE	41.90	24.09	-6	24	46	En Düşük En Yüksek	23.63 25.53	46 -144	25/01/2023 08/03/2023	▼ ▲	42.72 50.15	-1.9 -16.5	Dengeli
YKBNK	10.16	23.56	-28	1	13	En Düşük En Yüksek	22.91 24.47	65 -91	01/02/2023 14/03/2023	▼ ▲	8.31 10.87	22.2 -6.6	Dengeli
KOZAA	43.58	21.30	-149	-271	-786	En Düşük En Yüksek	21.09 31.07	21 -977	13/04/2023 08/03/2023	▲ ▲	41.70 42.98	4.5 1.4	Dengeli
EREGL	34.12	19.63	-5	-104	67	En Düşük En Yüksek	18.61 22.36	102 -273	02/02/2023 20/03/2023	▼ ▲	38.10 39.72	-10.4 -14.1	Satıcılar
ARCLK	108.80	18.43	2	-60	280	En Düşük En Yüksek	15.57 19.70	287 -127	27/01/2023 15/03/2023	▼ ▲	114.00 132.40	-4.6 -17.8	Son Dönemde Alıcılar
HEKTS	29.40	17.86	-1	-43	-106	En Düşük En Yüksek	17.84 18.95	2 -109	13/04/2023 03/03/2023	▲ ▲	30.40 35.70	-3.3 -17.6	Son Dönemde Satıcılar
ALARK	66.20	15.95	-9	-32	-33	En Düşük En Yüksek	12.91 16.59	305 -64	24/02/2023 30/01/2023	▲ ▲	72.90 68.30	-9.2 -3.1	Dengeli
EKGYO	6.66	15.46	3	-195	8	En Düşük En Yüksek	14.46 17.66	100 -220	01/03/2023 22/02/2023	▲ ▲	8.26 7.85	-19.4 -15.2	Dengeli
KRDMD	17.24	13.17	2	31	-157	En Düşük En Yüksek	12.57 18.26	60 -509	27/03/2023 08/02/2023	▲ ▲	19.87 17.66	-13.2 -2.4	Dengeli
ODAS	6.68	10.61	21	23	74	En Düşük En Yüksek	9.41 13.40	120 -278	08/03/2023 17/02/2023	▲ ▲	8.38 6.77	-20.3 -1.3	Dengeli
PETKM	14.17	9.27	5	-33	-81	En Düşük En Yüksek	9.22 10.52	5 -126	18/04/2023 27/02/2023	▲ ▲	14.70 16.84	-3.6 -15.9	Dengeli
GARAN	28.18	7.28	7	94	-110	En Düşük En Yüksek	6.26 8.37	101 -110	23/03/2023 25/01/2023	▲ ▲	23.30 25.23	20.9 11.7	Son Dönemde Alıcılar
SASA	106.90	6.21	-1	11	24	En Düşük En Yüksek	5.97 6.36	24 -15	25/01/2023 03/03/2023	▼ ▲	108.50 113.00	-1.5 -5.4	Dengeli
GUBRF	219.80	5.25	-8	-50	-313	En Düşük En Yüksek	5.12 9.83	12 -459	04/04/2023 03/02/2023	▲ ▲	198.50 248.40	10.7 -11.5	Dengeli
AKSEN	32.72	3.43	-18	-78	-135	En Düşük En Yüksek	3.43 5.52	0 -209	25/04/2023 17/02/2023	▲ ▲	32.62 34.34	0.3 -4.7	Satıcılar

- * Yabancıların **görece daha çok** tercih ettikleri (yabancı takas oranı yüksek) hisseler
- * Yabancıların **görece daha az** tercih ettikleri (yabancı takas oranı düşük) hisseler

BIST 100 Şirketlerinin periyodik yabancı takas oranı değişimleri

Aşağıdaki tabloda BIST 100 şirketlerinin son bir hafta, iki hafta, bir ay, üç ay ve altı aylık dönemlerde yabancı takas oranlarındaki değişimleri takası en çok artan ve azalan ilk on şirket bazında görebilirsiniz.

ENJSA son 3 Aylık dönemde yabancı takas oranında devam eden düzenli artış ile ;KOZAA ise son 3 Aylık dönemde yabancı takas oranında devam eden düzenli azalış ile dikkat çekmektedir.

YABANCI TAKAS ORANI EN ÇOK ARTAN İLK 10 HİSSE (BIST - 100, bp)

	Haftalık	2 Haftalık	Aylık	3 Aylık	6 Aylık
1	ENJSA 111 bp	ENJSA 273 bp	ENJSA 810 bp	TTKOM 1,530 bp	TTKOM 1,048 bp
2	TKFEN 55 bp	TOASO 260 bp	TOASO 464 bp	TOASO 1,281 bp	HEKTS 1,008 bp
3	THYAO 29 bp	TTKOM 221 bp	TTKOM 445 bp	ENJSA 1,253 bp	ASELS 718 bp
4	CIMSA 28 bp	BIMAS 112 bp	KLRHO 196 bp	ASELS 608 bp	KONTR 691 bp
5	CEMST 28 bp	TKFEN 104 bp	SOKM 175 bp	GESAN 545 bp	SMRTG 593 bp
6	GESAN 25 bp	MGROS 104 bp	MGROS 168 bp	ENKAI 518 bp	KLRHO 575 bp
7	ODAS 21 bp	TAVHL 93 bp	TKFEN 149 bp	BIOEN 442 bp	ALARK 571 bp
8	BIMAS 17 bp	THYAO 87 bp	GWIND 138 bp	KONTR 434 bp	YKBNK 522 bp
9	GENIL 17 bp	SAHOL 85 bp	TCELL 126 bp	GENIL 413 bp	KOZAL 485 bp
10	GLYHO 16 bp	SOKM 83 bp	ISGYO 118 bp	DOHOL 386 bp	BASGZ 471 bp

Haftalık Yabancı Takas Değişimleri

-1000 -500 0 500 1000

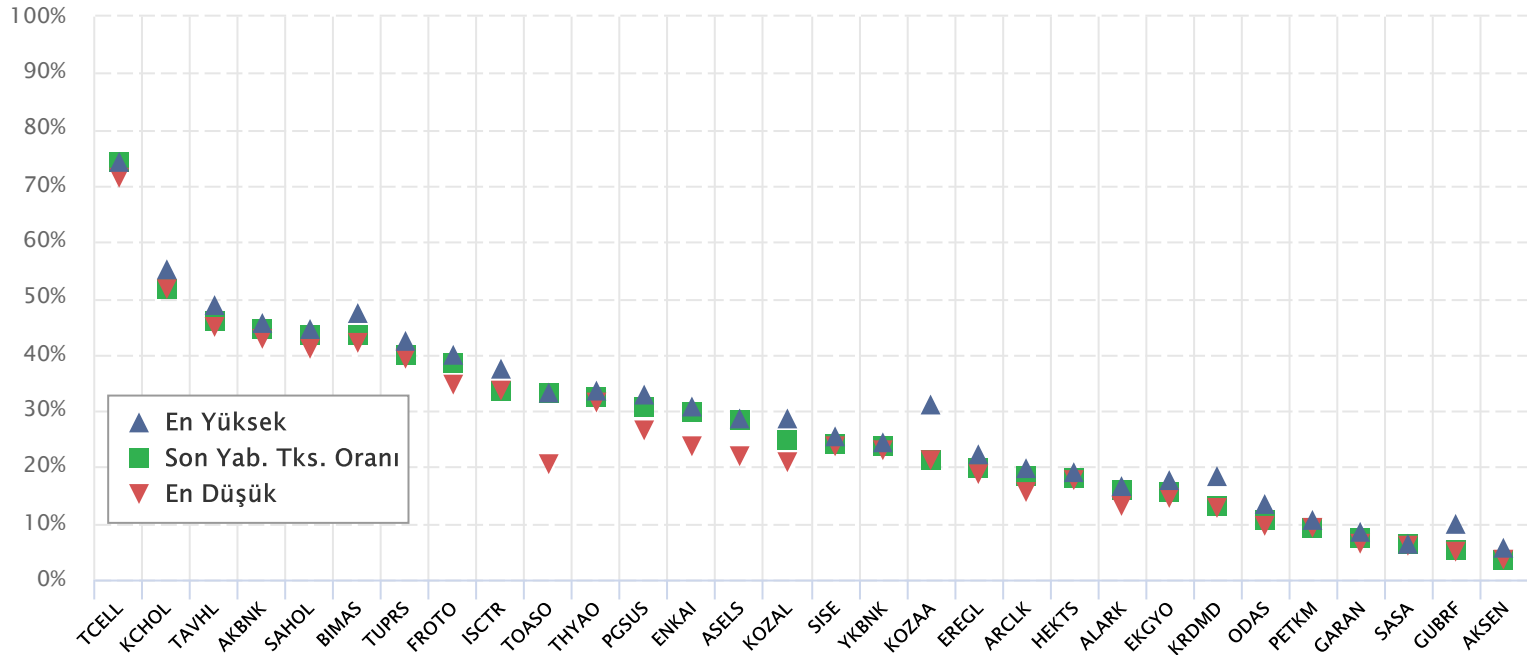
ENJSA	111bp
TKFEN	55bp
THYAO	29bp
CIMSA	28bp
CEMST	28bp
GESAN	25bp
ODAS	21bp
BIMAS	17bp
GENIL	17bp
GLYHO	16bp
KOZAA	-149bp
KLRHO	-84bp
ALFAS	-82bp
IPEKE	-67bp
VESBE	-62bp
ENKAI	-46bp
BIOEN	-46bp
BAGFS	-40bp
PGSUS	-40bp
TTKOM	-40bp

YABANCI TAKAS ORANI EN ÇOK AZALAN İLK 10 HİSSE (BIST - 100, bp)

	Haftalık	2 Haftalık	Aylık	3 Aylık	6 Aylık
1	KOZAA -149 bp	EKGYO -148 bp	CIMSA -302 bp	DOAS -862 bp	ENKAI -2,127 bp
2	KLRHO -84 bp	FROTO -135 bp	DOAS -284 bp	ALKIM -858 bp	ENJSA -1,303 bp
3	ALFAS -82 bp	VESBE -106 bp	KOZAA -271 bp	KOZAA -786 bp	EKGYO -1,177 bp
4	IPEKE -67 bp	KOZAA -103 bp	ALFAS -211 bp	AYDEM -442 bp	ALKIM -1,155 bp
5	VESBE -62 bp	DOAS -102 bp	EKGYO -195 bp	ISDMR -397 bp	ALBRK -704 bp
6	ENKAI -46 bp	MAVI -84 bp	IPEKE -166 bp	BIMAS -369 bp	ULKER -653 bp
7	BIOEN -46 bp	IPEKE -76 bp	ISDMR -166 bp	ISCTR -362 bp	DOHOL -633 bp
8	BAGFS -40 bp	BAGFS -68 bp	VESBE -161 bp	KCHOL -315 bp	KZBGY -629 bp
9	PGSUS -40 bp	SELEC -57 bp	YYLGD -156 bp	GUBRF -313 bp	KCHOL -612 bp
10	TTKOM -40 bp	PGSUS -53 bp	KCHOL -155 bp	KZBGY -285 bp	PETKM -510 bp

BIST 30 Şirketlerinin Son 3 Aylık Yabancı Takas Oranları

Aşağıdaki tabloda, BIST 30 şirketlerinin cari yabancı takas oranlarının son üç aylık dönemde gördükleri en yüksek ve en düşük yabancı takas oranlarına olan konumunu görebilirsiniz. Tablo, cari yabancı takas oranı en yüksek hisseden en düşük hisseye doğru sıralanmıştır.



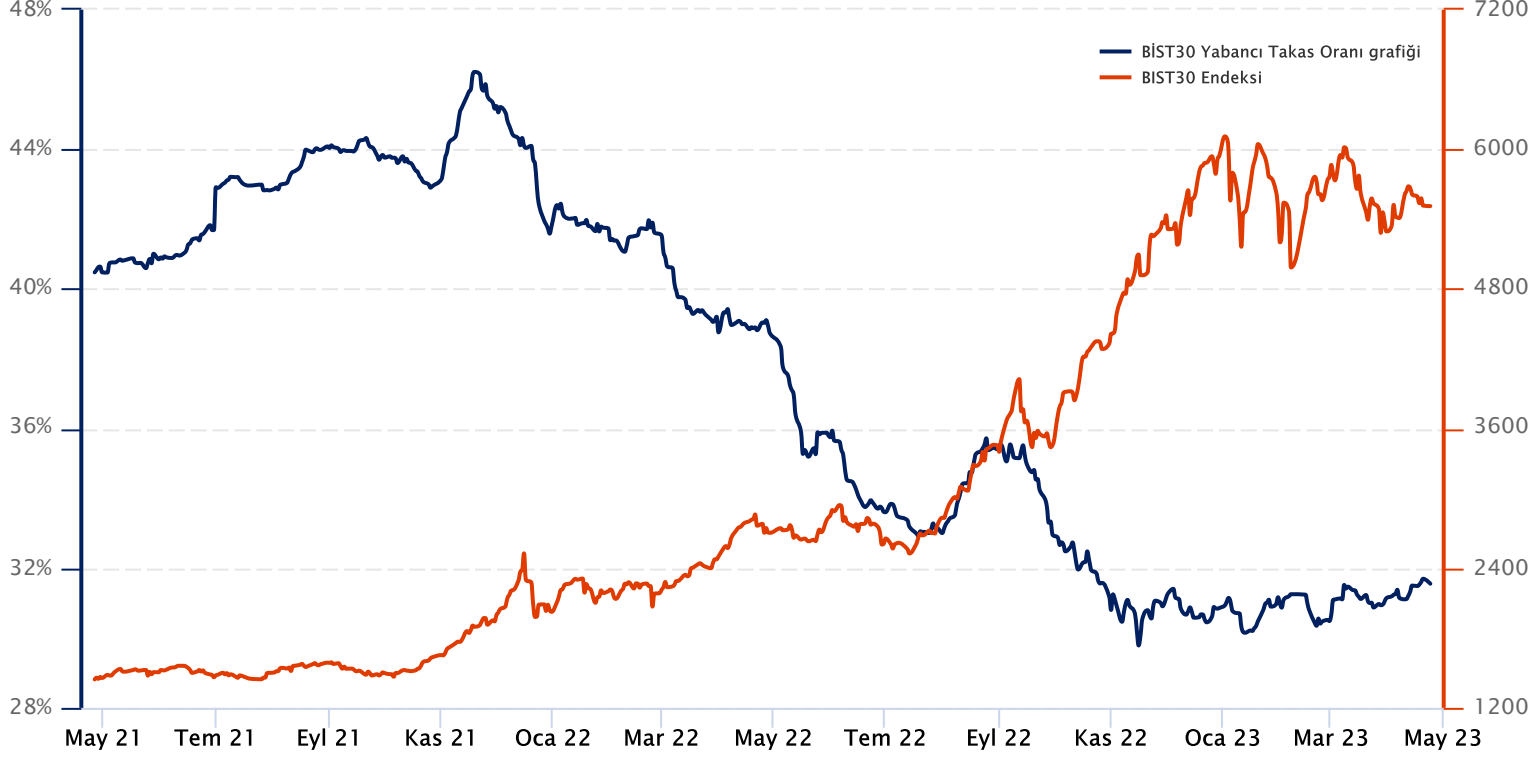
Kaynak: Finnet, Matriks, HLY Yatırım Danışmanlığı ve Bireysel Portföy Yönetimi



BIST 30 Yabancı Takas Oranı

Grafikteki verilere göre son iki yılda;

BIST 30 Endeksi Yabancı Takas Oranı 25/04/2023 tarihinde %31.56, minimum Yabancı Takas Oranı 16/11/2022 tarihinde %29.79, maksimum Yabancı Takas Oranı ise 19/11/2021 tarihinde %46.22 olarak gerçekleşmiştir.



Not: BIST 30 Yabancı Takas Oranı, endeks kapsamındaki şirketlerin endeks ağırlıkları ve yabancı takas oranları esas alınarak hesaplanmış olup Takasbank tarafından açıklanan yabancı takas oranından farklılık göstermektedir.

Kaynak: Finnet, Matriks, HLY Yatırım Danışmanlığı ve Bireysel Portföy Yönetimi



HalkYatirimMenkulDeğerlerA.S



company/halk-yatirim-menkul-değerler



halkyatirim

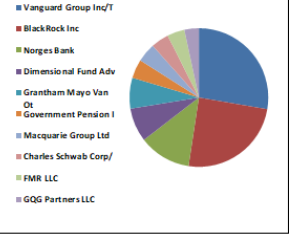


halkyatirim

BIST 30 - İlk 10 Yabancı Hissedar Pozisyonu

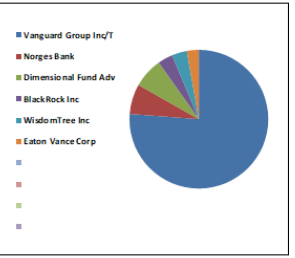
1 AKBNK TI

AKBNK TI - İlk 10 Yabancı Ortak	Pozisyon	Pozisyon Değişimi	Piyasa Değeri	Hisse Oranı	Bildirim Tarihi	Ülke
Vanguard Group Inc/T	124,423,480	-330,327	2,095,291,422	2.39%	3/31/2023	United States
BlackRock Inc	110,856,621	4,442,521	1,866,825,515	2.13%	4/24/2023	United States
Norges Bank	54,749,030	13,844,969	921,973,674	1.05%	12/31/2022	Norway
Dimensional Fund Adv	35,393,960	-14,019,132	596,034,292	0.68%	4/24/2023	United States
Grantham Mayo Van Ot	32,383,502	-10,691,984	545,338,179	0.62%	11/30/2022	United States
Government Pension I	19,735,776	-1,319,782	332,350,471	0.38%	3/31/2022	Japan
Macquarie Group Ltd	19,547,990	0	329,188,155	0.38%	12/30/2022	Australia
Charles Schwab Corp/	18,505,969	-258,570	311,640,521	0.36%	4/24/2023	United States
FMR LLC	18,210,715	133,198	306,668,443	0.35%	4/21/2023	United States
GQG Partners LLC	15,272,976	15,272,976	257,196,918	0.29%	12/31/2022	United States



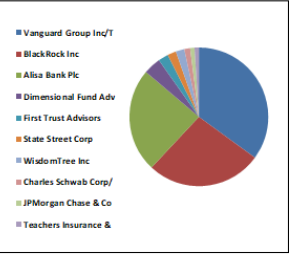
2 AKSEN TI

AKSEN TI - İlk 10 Yabancı Ortak	Pozisyon	Pozisyon Değişimi	Piyasa Değeri	Hisse Oranı	Bildirim Tarihi	Ülke
Vanguard Group Inc/T	13,319,936	-3,820,290	224,307,724	1.09%	3/31/2023	United States
Norges Bank	1,255,709	1,255,709	21,146,140	0.10%	12/31/2022	Norway
Dimensional Fund Adv	1,240,158	-1,878,593	20,884,261	0.10%	4/24/2023	United States
BlackRock Inc	630,164	-16,468	10,611,962	0.05%	3/31/2023	United States
WisdomTree Inc	609,835	47	10,269,621	0.05%	4/24/2023	United States
Eaton Vance Corp	541,796	-107,408	9,123,845	0.04%	2/28/2023	United States



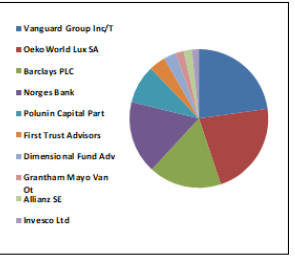
3 ALARK TI

ALARK TI - İlk 10 Yabancı Ortak	Pozisyon	Pozisyon Değişimi	Piyasa Değeri	Hisse Oranı	Bildirim Tarihi	Ülke
Vanguard Group Inc/T	4,540,358	0	76,459,629	1.04%	3/31/2023	United States
BlackRock Inc	3,477,381	-1,043	58,559,097	0.80%	4/24/2023	United States
Alisa Bank Plc	3,140,000	0	52,877,600	0.72%	6/30/2022	Finland
Dimensional Fund Adv	517,913	-645,962	8,721,655	0.12%	4/24/2023	United States
First Trust Advisors	298,648	0	5,029,232	0.07%	4/24/2023	United States
State Street Corp	252,713	15,060	4,255,687	0.06%	4/24/2023	United States
WisdomTree Inc	249,936	0	4,208,922	0.06%	4/24/2023	United States
Charles Schwab Corp/	183,946	0	3,097,651	0.04%	4/21/2023	United States
JPMorgan Chase & Co	152,158	0	2,562,341	0.03%	4/24/2023	United States
Teachers Insurance &	140,376	0	2,363,932	0.03%	2/28/2023	United States



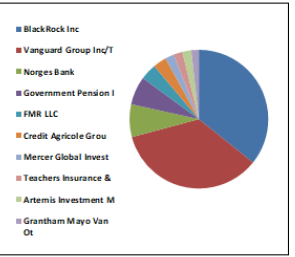
4 ARCLK TI

ARCLK TI - İlk 10 Yabancı Ortak	Pozisyon	Pozisyon Değişimi	Piyasa Değeri	Hisse Oranı	Bildirim Tarihi	Ülke
Vanguard Group Inc/T	4,789,278	-1,064,916	80,651,442	0.71%	3/31/2023	United States
OekoWorld Lux SA	4,640,000	0	78,137,601	0.69%	12/30/2022	Luxembourg
Barclays PLC	3,578,100	0	60,255,205	0.53%	11/30/2022	United Kingdom
Norges Bank	3,566,215	1,844,729	60,055,061	0.53%	12/31/2022	Norway
Polunin Capital Part	1,916,802	1,807,297	32,278,946	0.28%	6/30/2022	United Kingdom
First Trust Advisors	797,484	0	13,429,631	0.12%	4/24/2023	United States
Dimensional Fund Adv	596,912	-811,208	10,051,998	0.09%	4/24/2023	United States
Grantham Mayo Van Ot	398,633	-141,177	6,712,980	0.06%	11/30/2022	United States
Allianz SE	376,233	-155,446	6,335,764	0.06%	4/24/2023	Germany
Invesco Ltd	352,190	0	5,930,880	0.05%	4/24/2023	United States



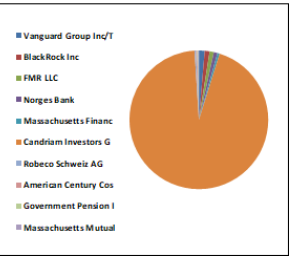
5 ASELS TI

ASELS TI - İlk 10 Yabancı Ortak	Pozisyon	Pozisyon Değişimi	Piyasa Değeri	Hisse Oranı	Bildirim Tarihi	Ülke
BlackRock Inc	23,574,993	-41,771	397,002,886	1.03%	4/24/2023	United States
Vanguard Group Inc/T	22,935,997	102,107	386,242,193	1.01%	3/31/2023	United States
Norges Bank	5,022,838	-1,060,322	84,584,593	0.22%	12/31/2022	Norway
Government Pension I	4,372,136	-573,974	73,626,771	0.19%	3/31/2022	Japan
FMR LLC	2,563,878	54,542	43,175,706	0.11%	2/28/2023	United States
Credit Agricole Grou	1,943,879	199,489	32,734,923	0.09%	4/24/2023	France
Mercer Global Invest	1,449,364	651,469	24,407,290	0.06%	3/31/2023	Ireland
Teachers Insurance &	1,355,096	-1,580	22,819,817	0.06%	2/28/2023	United States
Artemis Investment M	1,267,828	0	21,350,224	0.06%	12/30/2022	United Kingdom
Grantham Mayo Van Ot	1,253,483	1,241,429	21,108,654	0.05%	11/30/2022	United States



6 BIMAS TI

BIMAS TI - İlk 10 Yabancı Ortak	Pozisyon	Pozisyon Değişimi	Piyasa Değeri	Hisse Oranı	Bildirim Tarihi	Ülke
Vanguard Group Inc/T	17,426,451	87,081	293,461,437	2.87%	3/31/2023	United States
BlackRock Inc	14,740,534	-192,705	248,230,595	2.43%	4/24/2023	United States
FMR LLC	12,732,584	-2,594,573	214,416,717	2.10%	4/21/2023	United States
Norges Bank	10,914,963	3,931,008	183,807,979	1.80%	12/31/2022	Norway
Massachusetts Financ	6,603,693	72,567	111,206,191	1.09%	3/31/2023	United States
Candriam Investors G	5,904,243	40,000	99,427,453	200.00%	2/28/2023	Luxembourg
Robeco Schweiz AG	3,999,144	-847,550	67,345,586	0.66%	2/28/2023	Switzerland
American Century Cos	3,600,055	0	60,624,927	0.59%	4/24/2023	United States
Government Pension I	2,918,235	-77,341	49,143,078	0.48%	3/31/2022	Japan
Massachusetts Mutual	2,206,922	-84,259	37,164,567	0.36%	12/31/2022	United States

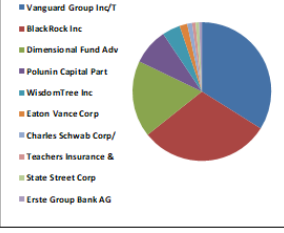


Kaynak : Bloomberg

BIST 30 - İlk 10 Yabancı Hissedar Pozisyonu

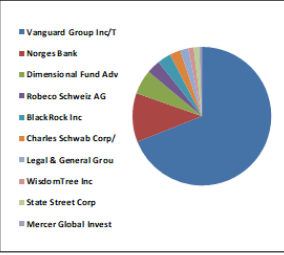
7 EGYO TI

EGYO TI - İlk 10 Yabancı Ortak	Pozisyon	Pozisyon Değişimi	Piyasa Değeri	Hisse Oranı	Bildirim Tarihi	Ülke
Vanguard Group Inc/T	79,378,847	677,742	1,336,739,796	2.09%	3/31/2023	United States
BlackRock Inc	71,004,727	-21,163	1,195,719,614	1.87%	4/24/2023	United States
Dimensional Fund Adv	41,702,772	258,573	702,274,687	1.10%	4/24/2023	United States
Polunin Capital Part	19,875,522	18,774,855	334,703,794	0.52%	6/30/2022	United Kingdom
WisdomTree Inc	9,992,155	0	168,267,892	0.26%	4/24/2023	United States
Eaton Vance Corp	3,995,988	-730,248	67,292,439	0.11%	2/28/2023	United States
Charles Schwab Corp/	2,573,163	0	43,332,065	0.07%	4/21/2023	United States
Teachers Insurance &	2,058,402	-273,059	34,663,490	0.05%	2/28/2023	United States
State Street Corp	1,932,147	0	32,537,356	0.05%	4/24/2023	United States
Erste Group Bank AG	1,600,000	-500,000	26,944,000	0.04%	2/28/2023	Austria



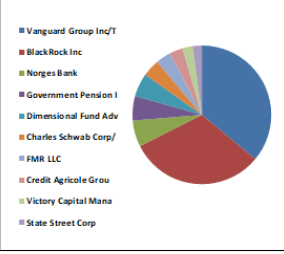
8 ENKAI TI

ENKAI TI - İlk 10 Yabancı Ortak	Pozisyon	Pozisyon Değişimi	Piyasa Değeri	Hisse Oranı	Bildirim Tarihi	Ülke
Vanguard Group Inc/T	65,120,534	-1,248,672	1,096,629,802	1.09%	3/31/2023	United States
Norges Bank	10,899,557	10,899,557	183,548,542	0.18%	12/31/2022	Norway
Dimensional Fund Adv	5,620,706	-4,093,554	94,652,690	0.09%	4/21/2023	United States
Robeco Schweiz AG	3,065,212	0	51,618,171	0.05%	2/28/2023	Switzerland
BlackRock Inc	2,729,266	0	45,960,840	0.05%	4/21/2023	United States
Charles Schwab Corp/	2,521,308	0	42,458,827	0.04%	4/21/2023	United States
Legal & General Grou	1,714,436	0	28,871,103	0.03%	4/24/2023	United Kingdom
WisdomTree Inc	1,066,995	-563	17,968,196	0.02%	4/24/2023	United States
State Street Corp	936,328	71,429	15,767,764	0.02%	4/21/2023	United States
Mercer Global Invest	853,737	0	14,376,931	0.01%	3/31/2023	Ireland



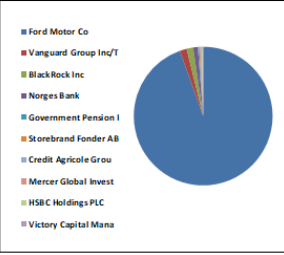
9 EREGL TI

EREGL TI - İlk 10 Yabancı Ortak	Pozisyon	Pozisyon Değişimi	Piyasa Değeri	Hisse Oranı	Bildirim Tarihi	Ülke
Vanguard Group Inc/T	53,250,510	115,076	896,738,597	1.52%	3/31/2023	United States
BlackRock Inc	46,529,586	-330,931	783,558,235	1.33%	4/24/2023	United States
Norges Bank	9,068,437	-12,414,006	152,712,480	0.26%	12/31/2022	Norway
Government Pension I	8,232,117	-334,795	138,628,852	0.24%	3/31/2022	Japan
Dimensional Fund Adv	8,172,383	-2,619,935	137,622,931	0.23%	4/24/2023	United States
Charles Schwab Corp/	5,892,769	-28,762	99,234,231	0.17%	4/24/2023	United States
FMR LLC	5,252,257	59,180	88,448,009	0.15%	2/28/2023	United States
Credit Agricole Grou	4,386,097	54,516	73,861,874	0.13%	4/24/2023	France
Victory Capital Mana	3,493,821	-1,895,476	58,835,946	0.10%	4/24/2023	United States
State Street Corp	3,297,190	19,106	55,524,680	0.09%	4/24/2023	United States



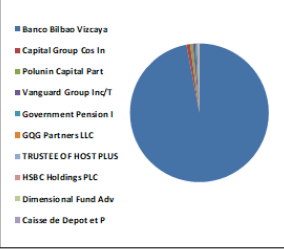
10 FROTO TI

FROTO TI - İlk 10 Yabancı Ortak	Pozisyon	Pozisyon Değişimi	Piyasa Değeri	Hisse Oranı	Bildirim Tarihi	Ülke
Ford Motor Co	143,997,037	0	2,424,910,125	41.04%	12/31/2021	United States
Vanguard Group Inc/T	2,489,474	38,774	41,922,743	0.71%	3/31/2023	United States
BlackRock Inc	2,321,177	4,324	39,088,621	0.66%	4/24/2023	United States
Norges Bank	1,666,288	1,416,873	28,060,290	0.47%	12/31/2022	Norway
Government Pension I	441,379	-42,450	7,432,822	0.13%	3/31/2022	Japan
Storebrand Fonder AB	343,261	695	5,780,515	0.10%	3/31/2023	Sweden
Credit Agricole Grou	285,794	3,303	4,812,771	0.08%	4/24/2023	France
Mercer Global Invest	278,920	-118,086	4,697,013	0.08%	3/31/2023	Ireland
HSBC Holdings PLC	269,663	-100,000	4,541,125	0.08%	3/28/2023	United Kingdom
Victory Capital Mana	254,464	229,582	4,285,174	0.07%	4/24/2023	United States



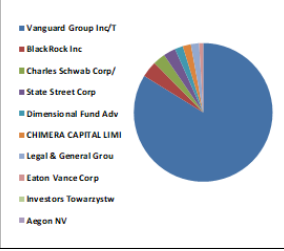
11 GARAN TI

GARAN TI - İlk 10 Yabancı Ortak	Pozisyon	Pozisyon Değişimi	Piyasa Değeri	Hisse Oranı	Bildirim Tarihi	Ülke
Banco Bilbao Vizcaya	3,610,895,890	0	60,807,487,339	85.97%	12/31/2022	Spain
Capital Group Cos In	31,599,109	31,599,109	532,129,000	0.75%	3/31/2023	United States
Polunin Capital Part	23,498,600	23,498,600	395,716,428	0.56%	6/30/2022	United Kingdom
Vanguard Group Inc/T	22,186,603	2,808	373,622,398	0.53%	3/31/2023	United States
Government Pension I	14,845,051	-1,328,772	249,990,661	0.35%	3/31/2022	Japan
GQG Partners LLC	6,364,032	6,364,032	107,170,300	0.15%	12/31/2022	United States
TRUSTEE OF HOST PLUS	4,045,433	475,362	68,125,092	0.10%	6/30/2022	Australia
HSBC Holdings PLC	3,844,520	800,000	64,741,717	0.09%	3/28/2023	United Kingdom
Dimensional Fund Adv	2,654,365	1,525,644	44,699,507	0.06%	4/24/2023	United States
Caisse de Depot et P	2,488,645	-2,296,381	41,908,782	0.06%	12/31/2021	Canada



12 GUBRF TI

GUBRF TI - İlk 10 Yabancı Ortak	Pozisyon	Pozisyon Değişimi	Piyasa Değeri	Hisse Oranı	Bildirim Tarihi	Ülke
Vanguard Group Inc/T	2,942,683	-27,868	49,554,782	0.88%	3/31/2023	United States
BlackRock Inc	140,993	-2,664	2,374,322	0.04%	4/21/2023	United States
Charles Schwab Corp/	113,611	0	1,913,209	0.03%	4/21/2023	United States
State Street Corp	88,528	0	1,490,812	0.03%	4/24/2023	United States
Dimensional Fund Adv	82,560	-155,355	1,390,310	0.02%	4/24/2023	United States
CHIMERA CAPITAL LIMI	75,347	0	1,268,843	0.02%	4/20/2023	United Arab Emirates
Legal & General Grou	62,644	0	1,054,925	0.02%	2/28/2023	United Kingdom
Eaton Vance Corp	18,786	0	316,356	0.01%	2/28/2023	United States
Investors Towarzystw	14,000	-9,360	235,760	0.00%	3/31/2023	Poland
Aegon NV	13,330	-10,000	224,477	0.00%	10/28/2022	Netherlands

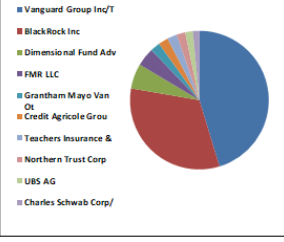


Kaynak : Bloomberg

BIST 30 - İlk 10 Yabancı Hissedar Pozisyonu

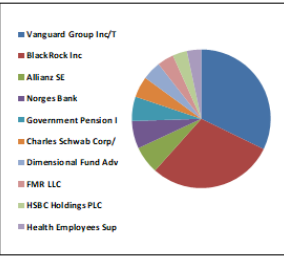
13 HEKTS TI

HEKTS TI - İlk 10 Yabancı Ortak	Pozisyon	Pozisyon Değişimi	Piyasa Değeri	Hisse Oranı	Bildirim Tarihi	Ülke
Vanguard Group Inc/T	45,251,032	169,123	762,027,386	1.79%	3/31/2023	United States
BlackRock Inc	32,482,409	5,769	547,003,773	1.28%	4/24/2023	United States
Dimensional Fund Adv	5,692,786	-6,565,896	95,866,517	0.23%	4/24/2023	United States
FMR LLC	4,180,006	36,905	70,391,302	0.17%	2/28/2023	United States
Grantham Mayo Van Ot	2,345,135	2,345,135	39,492,074	0.09%	11/30/2022	United States
Credit Agricole Grou	2,331,674	13,909	39,265,391	0.09%	4/24/2023	France
Teachers Insurance &	2,278,223	36,071	38,365,276	0.09%	2/28/2023	United States
Northern Trust Corp	2,045,071	-82,782	34,438,996	0.08%	3/31/2023	United States
UBS AG	1,682,906	194,380	28,340,137	0.07%	4/20/2023	Switzerland
Charles Schwab Corp/	1,620,010	0	27,280,969	0.06%	4/21/2023	United States



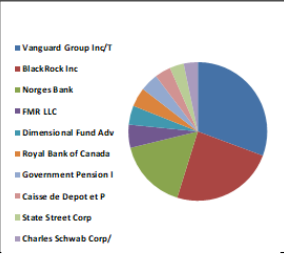
14 ISCTR TI

ISCTR TI - İlk 10 Yabancı Ortak	Pozisyon	Pozisyon Değişimi	Piyasa Değeri	Hisse Oranı	Bildirim Tarihi	Ülke
Vanguard Group Inc/T	124,976,079	2,175,747	2,104,597,189	1.25%	3/31/2023	United States
BlackRock Inc	114,473,161	-1,020,931	1,927,728,049	1.14%	4/24/2023	United States
Allianz SE	25,339,919	-2,489,370	426,724,240	0.25%	4/24/2023	Germany
Norges Bank	25,246,984	25,115,100	425,159,214	0.25%	12/31/2022	Norway
Government Pension I	22,381,977	-1,039,726	376,912,496	0.22%	3/31/2022	Japan
Charles Schwab Corp/	19,319,466	-482,480	325,339,810	0.19%	4/24/2023	United States
Dimensional Fund Adv	17,013,811	-12,666,027	286,512,580	0.17%	4/24/2023	United States
FMR LLC	14,950,901	118,111	251,773,175	0.15%	4/21/2023	United States
HSBC Holdings PLC	13,348,450	1,186,279	224,787,900	0.13%	3/28/2023	United Kingdom
Health Employees Sup	13,193,596	6,649,600	222,180,159	0.13%	6/30/2022	Australia



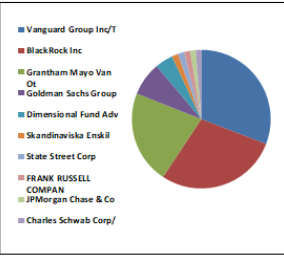
15 KCHOL TI

KCHOL TI - İlk 10 Yabancı Ortak	Pozisyon	Pozisyon Değişimi	Piyasa Değeri	Hisse Oranı	Bildirim Tarihi	Ülke
Vanguard Group Inc/T	33,105,562	479,627	557,497,669	1.31%	3/31/2023	United States
BlackRock Inc	26,227,241	1,180,665	441,666,742	1.03%	4/24/2023	United States
Norges Bank	17,699,106	6,539,355	298,052,948	0.70%	12/31/2022	Norway
FMR LLC	5,792,562	90,065	97,546,745	0.23%	2/28/2023	United States
Dimensional Fund Adv	4,779,282	-1,128,837	80,483,110	0.19%	4/24/2023	United States
Royal Bank of Canada	4,739,735	-96,544	79,817,138	0.19%	3/31/2023	Canada
Government Pension I	4,650,135	-381,821	78,308,274	0.18%	3/31/2022	Japan
Caisse de Depot et P	4,144,599	9,763	69,795,048	0.16%	12/31/2021	Canada
State Street Corp	3,614,995	83,390	60,876,516	0.14%	4/24/2023	United States
Charles Schwab Corp/	3,585,972	-50,119	60,387,769	0.14%	4/24/2023	United States



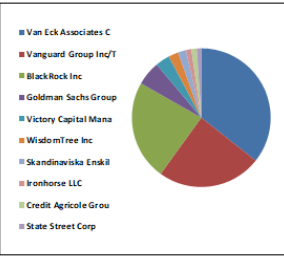
16 KOZAA TI

KOZAA TI - İlk 10 Yabancı Ortak	Pozisyon	Pozisyon Değişimi	Piyasa Değeri	Hisse Oranı	Bildirim Tarihi	Ülke
Vanguard Group Inc/T	6,562,221	0	110,507,803	1.69%	3/31/2023	United States
BlackRock Inc	6,053,241	-998	101,936,579	1.56%	4/24/2023	United States
Grantham Mayo Van Ot	4,608,995	-50,196	77,615,477	1.19%	11/30/2022	United States
Goldman Sachs Group	1,664,457	563,179	28,029,456	0.43%	4/24/2023	United States
Dimensional Fund Adv	881,889	-1,041,349	14,851,011	0.23%	2/28/2023	United States
Skandinaviska Enskil	301,199	-133,455	5,072,191	0.08%	12/31/2022	Sweden
State Street Corp	300,502	0	5,060,454	0.08%	4/24/2023	United States
FRANK RUSSELL COMPAN	296,979	0	5,001,126	0.08%	3/31/2023	United States
JPMorgan Chase & Co	267,721	0	4,508,422	0.07%	4/24/2023	United States
Charles Schwab Corp/	262,289	0	4,416,947	0.07%	4/21/2023	United States



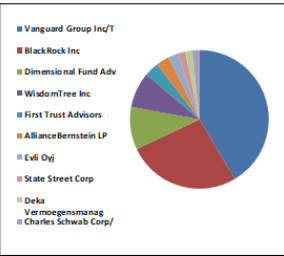
17 KOZAL TI

KOZAL TI - İlk 10 Yabancı Ortak	Pozisyon	Pozisyon Değişimi	Piyasa Değeri	Hisse Oranı	Bildirim Tarihi	Ülke
Van Eck Associates C	54,508,695	0	917,926,432	1.70%	4/24/2023	United States
Vanguard Group Inc/T	37,118,433	1,637,893	625,074,417	1.16%	3/31/2023	United States
BlackRock Inc	35,506,563	564,911	597,930,526	1.11%	4/24/2023	United States
Goldman Sachs Group	8,587,172	87,594	144,607,978	0.27%	4/24/2023	United States
Victory Capital Mana	5,091,652	-1,514,310	85,743,420	0.16%	4/24/2023	United States
WisdomTree Inc	3,450,374	-1,044	58,104,299	0.11%	4/24/2023	United States
Skandinaviska Enskil	2,745,246	-3,067,239	46,229,943	0.09%	12/31/2022	Sweden
Ironhorse LLC	2,000,980	0	33,696,504	0.06%	4/24/2023	United States
Credit Agricole Grou	1,983,256	11,850	33,398,031	0.06%	4/24/2023	France
State Street Corp	1,714,107	69,258	28,865,562	0.05%	4/24/2023	United States



18 KRDM D TI

KRDM D TI - İlk 10 Yabancı Ortak	Pozisyon	Pozisyon Değişimi	Piyasa Değeri	Hisse Oranı	Bildirim Tarihi	Ülke
Vanguard Group Inc/T	31,625,431	0	532,572,263	4.05%	3/31/2023	United States
BlackRock Inc	20,246,792	233,482	340,955,980	2.59%	4/24/2023	United States
Dimensional Fund Adv	7,554,261	-4,882,754	127,213,756	0.97%	4/24/2023	United States
WisdomTree Inc	6,295,777	-493	106,020,886	0.81%	4/24/2023	United States
First Trust Advisors	2,551,017	0	42,959,127	0.33%	4/24/2023	United States
AllianceBernstein LP	2,364,329	0	39,815,301	0.30%	2/28/2023	United States
Evli Oyj	1,829,560	0	30,809,791	0.23%	12/30/2022	Finland
State Street Corp	1,312,512	76,036	22,102,702	0.17%	4/24/2023	United States
Deka Vermoegensmanag	1,257,814	0	21,181,588	0.16%	12/30/2022	Germany
Charles Schwab Corp/	1,223,034	0	20,595,893	0.16%	4/21/2023	United States

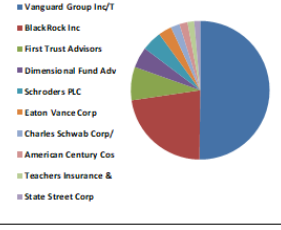


Kaynak : Bloomberg

BIST 30 - İlk 10 Yabancı Hissedar Pozisyonu

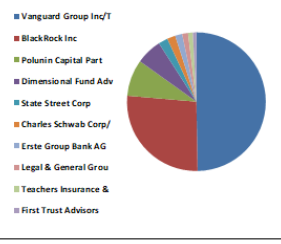
19 ODAS TI

ODAS TI - İlk 10 Yabancı Ortak	Pozisyon	Pozisyon Değişimi	Piyasa Değeri	Hisse Oranı	Bildirim Tarihi	Ülke
Vanguard Group Inc/T	40,632,745	-1,536,773	684,255,432	2.90%	3/31/2023	United States
BlackRock Inc	18,263,639	49,868	307,559,684	1.30%	4/24/2023	United States
First Trust Advisors	6,308,575	0	106,236,404	0.45%	4/24/2023	United States
Dimensional Fund Adv	3,859,083	1,453,796	64,986,958	0.28%	4/24/2023	United States
Schroders PLC	3,745,500	3,745,500	63,074,221	0.27%	12/31/2022	United Kingdom
Eaton Vance Corp	2,536,091	-91,540	42,707,773	0.18%	2/28/2023	United States
Charles Schwab Corp/	1,690,473	0	28,467,566	0.12%	4/21/2023	United States
American Century Cos	1,580,429	0	26,614,425	0.11%	4/24/2023	United States
Teachers Insurance &	1,243,020	0	20,932,457	0.09%	2/28/2023	United States
State Street Corp	1,106,851	0	18,639,371	0.08%	4/24/2023	United States



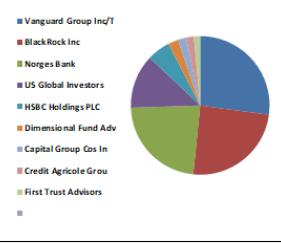
20 PETKM TI

PETKM TI - İlk 10 Yabancı Ortak	Pozisyon	Pozisyon Değişimi	Piyasa Değeri	Hisse Oranı	Bildirim Tarihi	Ülke
Vanguard Group Inc/T	45,763,801	1,992	770,662,416	1.81%	3/31/2023	United States
BlackRock Inc	24,695,732	-112,006	415,876,131	0.97%	4/24/2023	United States
Polunin Capital Part	7,864,371	1,695,928	132,436,009	0.31%	6/30/2022	United Kingdom
Dimensional Fund Adv	5,474,087	-6,954,336	92,183,626	0.22%	4/24/2023	United States
State Street Corp	1,967,420	0	33,131,353	0.08%	4/24/2023	United States
Charles Schwab Corp/	1,776,687	0	29,919,409	0.07%	4/21/2023	United States
Erste Group Bank AG	1,560,000	-140,000	26,270,400	0.06%	2/28/2023	Austria
Legal & General Grou	1,148,452	75,878	19,339,932	0.05%	3/31/2023	United Kingdom
Teachers Insurance &	979,003	0	16,486,411	0.04%	2/28/2023	United States
First Trust Advisors	698,676	0	11,765,704	0.03%	4/24/2023	United States



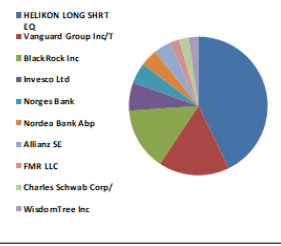
21 PGSUS TI

PGSUS TI - İlk 10 Yabancı Ortak	Pozisyon	Pozisyon Değişimi	Piyasa Değeri	Hisse Oranı	Bildirim Tarihi	Ülke
Vanguard Group Inc/T	1,541,481	241,089	25,958,540	1.51%	3/31/2023	United States
BlackRock Inc	1,394,963	-9	23,491,177	1.36%	4/24/2023	United States
Norges Bank	1,300,915	502,787	21,907,409	1.27%	12/31/2022	Norway
US Global Investors	718,176	-3,660	12,094,084	0.70%	4/25/2023	United States
HSBC Holdings PLC	308,737	80,000	5,199,131	0.30%	3/28/2023	United Kingdom
Dimensional Fund Adv	134,897	-147,281	2,271,666	0.13%	4/24/2023	United States
Capital Group Cos In	115,412	-2,437,136	1,943,538	0.11%	3/31/2023	United States
Credit Agricole Grou	99,452	567	1,674,772	0.10%	4/24/2023	France
First Trust Advisors	85,505	0	1,439,904	0.08%	4/24/2023	United States



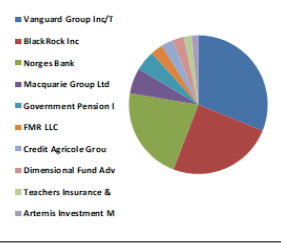
22 SAHOL TI

SAHOL TI - İlk 10 Yabancı Ortak	Pozisyon	Pozisyon Değişimi	Piyasa Değeri	Hisse Oranı	Bildirim Tarihi	Ülke
HELIKON LONG SHRT EQ	102,070,321	-104,369	1,718,864,221	5.00%	3/3/2022	Ireland
Vanguard Group Inc/T	39,469,080	4,290,124	664,659,313	1.93%	3/31/2023	United States
BlackRock Inc	34,815,879	-177,440	586,299,408	1.71%	4/24/2023	United States
Invesco Ltd	15,756,814	-1,491,974	265,344,750	0.77%	4/24/2023	United States
Norges Bank	11,507,306	4,528,674	193,783,035	0.56%	12/31/2022	Norway
Nordea Bank Abp	9,576,580	-802,194	161,269,609	0.47%	2/28/2023	Sweden
Allianz SE	9,289,844	-623,569	156,440,974	0.46%	4/24/2023	Germany
FMR LLC	5,581,369	94,984	93,990,255	0.27%	4/21/2023	United States
Charles Schwab Corp/	5,394,870	-109,507	90,849,612	0.26%	4/24/2023	United States
WisdomTree Inc	5,207,685	-316	87,697,416	0.26%	4/24/2023	United States



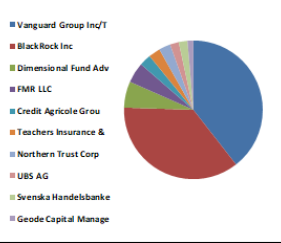
23 SISE TI

SISE TI - İlk 10 Yabancı Ortak	Pozisyon	Pozisyon Değişimi	Piyasa Değeri	Hisse Oranı	Bildirim Tarihi	Ülke
Vanguard Group Inc/T	56,258,977	-1,079,471	947,401,181	1.84%	3/31/2023	United States
BlackRock Inc	44,571,519	3,809	750,584,387	1.46%	4/24/2023	United States
Norges Bank	39,462,063	-991,387	664,541,147	1.29%	12/31/2022	Norway
Macquarie Group Ltd	10,660,193	0	179,517,652	0.35%	12/30/2022	Australia
Government Pension I	8,559,445	-87,123	144,141,055	0.28%	3/31/2022	Japan
FMR LLC	5,251,586	60,885	88,436,709	0.17%	2/28/2023	United States
Credit Agricole Grou	4,833,506	100,251	81,396,242	0.16%	4/24/2023	France
Dimensional Fund Adv	4,761,780	-1,869,114	80,188,376	0.16%	4/24/2023	United States
Teachers Insurance &	3,225,490	-3,164	54,317,252	0.11%	4/24/2023	United States
Artemis Investment M	2,822,867	0	47,537,081	0.09%	12/30/2022	United Kingdom



24 SASA TI

SASA TI - İlk 10 Yabancı Ortak	Pozisyon	Pozisyon Değişimi	Piyasa Değeri	Hisse Oranı	Bildirim Tarihi	Ülke
Vanguard Group Inc/T	13,335,966	55,681	224,577,669	0.58%	3/31/2023	United States
BlackRock Inc	12,272,854	9,853	206,674,863	0.53%	4/24/2023	United States
Dimensional Fund Adv	1,988,761	-926,337	33,490,736	0.09%	4/24/2023	United States
FMR LLC	1,587,406	19,210	26,731,917	0.07%	2/28/2023	United States
Credit Agricole Grou	947,986	5,526	15,964,084	0.04%	4/24/2023	France
Teachers Insurance &	881,236	-1,029	14,840,014	0.04%	2/28/2023	United States
Northern Trust Corp	830,959	13,544	13,993,350	0.04%	3/31/2023	United States
UBS AG	666,779	74,155	11,228,558	0.03%	4/20/2023	Switzerland
Svenska Handelsbanke	661,680	65,545	11,142,691	0.03%	3/31/2023	Norway
Geode Capital Manage	535,034	13,562	9,009,973	0.02%	2/28/2023	United States

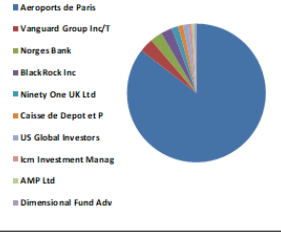


Kaynak : Bloomberg

BIST 30 - İlk 10 Yabancı Hissedar Pozisyonu

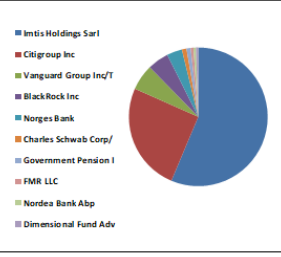
25 TAVHL TI

TAVHL TI - İlk 10 Yabancı Ortak	Pozisyon	Pozisyon Değişimi	Piyasa Değeri	Hisse Oranı	Bildirim Tarihi	Ülke
Aeroports de Paris	167,545,312	2,992	2,821,463,080	46.12%	12/31/2020	France
Vanguard Group Inc/T	6,360,101	1,323	107,104,102	1.75%	3/31/2023	United States
Norges Bank	5,525,121	2,981,087	93,043,038	1.52%	12/31/2022	Norway
BlackRock Inc	5,110,237	-1,812	86,056,392	1.41%	4/24/2023	United States
Ninety One UK Ltd	3,010,005	-1,145,687	50,688,485	0.83%	2/28/2023	United Kingdom
Caisse de Depot et P	2,365,443	100,624	39,834,060	0.65%	12/31/2021	Canada
US Global Investors	2,332,410	-11,900	39,277,785	0.64%	4/25/2023	United States
Icm Investment Manag	1,593,708	1,593,708	26,838,043	0.44%	12/31/2022	United Kingdom
AMP Ltd	1,100,556	-122,240	18,533,363	0.30%	6/30/2022	Australia
Dimensional Fund Adv	1,016,609	-794,481	17,119,696	0.28%	4/24/2023	United States



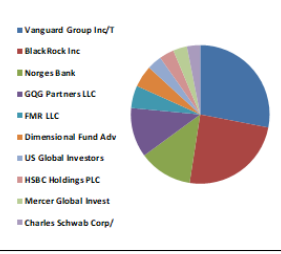
26 TCELL TI

TCELL TI - İlk 10 Yabancı Ortak	Pozisyon	Pozisyon Değişimi	Piyasa Değeri	Hisse Oranı	Bildirim Tarihi	Ülke
Imtis Holdings Sarl	435,600,000	0	7,335,504,066	19.80%	4/7/2023	Luxembourg
Citigroup Inc	195,629,088	109,000	3,294,393,872	8.89%	4/7/2023	United States
Vanguard Group Inc/T	46,579,408	189,639	784,397,238	2.12%	3/31/2023	United States
BlackRock Inc	37,967,397	-1,484,334	639,370,971	1.73%	4/24/2023	United States
Norges Bank	27,625,607	23,136,137	465,215,226	1.26%	12/31/2022	Norway
Charles Schwab Corp/	8,332,893	-109,829	140,325,919	0.38%	4/24/2023	United States
Government Pension I	7,534,440	-372,666	126,879,971	0.34%	3/31/2022	Japan
FMR LLC	5,099,576	463,501	85,876,861	0.23%	4/21/2023	United States
Nordea Bank Abp	4,437,383	-9,654	74,725,530	0.20%	2/28/2023	Sweden
Dimensional Fund Adv	4,209,120	-5,473,371	70,881,581	0.19%	4/24/2023	United States



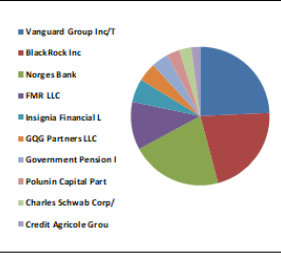
27 THYAO TI

THYAO TI - İlk 10 Yabancı Ortak	Pozisyon	Pozisyon Değişimi	Piyasa Değeri	Hisse Oranı	Bildirim Tarihi	Ülke
Vanguard Group Inc/T	21,437,228	55,915	361,002,923	1.55%	3/31/2023	United States
BlackRock Inc	18,691,852	-104,578	314,770,791	1.35%	4/24/2023	United States
Norges Bank	9,545,022	-463,130	160,738,172	0.69%	12/31/2022	Norway
GQG Partners LLC	8,770,661	8,770,661	147,697,933	0.64%	12/31/2022	United States
FMR LLC	3,979,299	5,376	67,011,396	0.29%	2/28/2023	United States
Dimensional Fund Adv	3,881,908	-2,172,977	65,371,331	0.28%	4/24/2023	United States
US Global Investors	2,685,885	-24,480	45,230,304	0.19%	4/25/2023	United States
HSBC Holdings PLC	2,590,541	297,947	43,624,711	0.19%	3/28/2023	United Kingdom
Mercer Global Invest	2,418,596	-71,379	40,729,157	0.18%	3/31/2023	Ireland
Charles Schwab Corp/	2,367,819	-79,591	39,874,072	0.17%	4/24/2023	United States



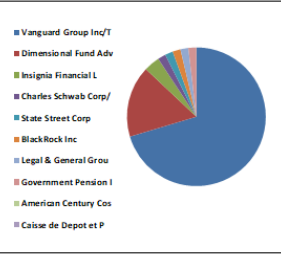
28 TUPRS TI

TUPRS TI - İlk 10 Yabancı Ortak	Pozisyon	Pozisyon Değişimi	Piyasa Değeri	Hisse Oranı	Bildirim Tarihi	Ülke
Vanguard Group Inc/T	34,264,446	422,233	577,013,276	1.78%	3/31/2023	United States
BlackRock Inc	30,360,310	-413,788	511,267,625	1.58%	4/24/2023	United States
Norges Bank	30,040,885	8,042,476	505,888,508	1.56%	12/31/2022	Norway
FMR LLC	15,811,873	-2,513,266	266,271,944	0.82%	2/28/2023	United States
Insignia Financial L	7,738,389	6,534,765	130,314,472	0.40%	1/31/2023	Australia
GQG Partners LLC	6,116,530	6,116,530	103,002,366	0.32%	12/31/2022	United States
Government Pension I	5,683,111	-424,046	95,703,590	0.29%	3/31/2022	Japan
Polunin Capital Part	4,248,083	3,310,223	71,537,718	0.22%	6/30/2022	United Kingdom
Charles Schwab Corp/	3,951,421	-106,344	66,541,930	0.21%	4/24/2023	United States
Credit Agricole Grou	2,913,793	64,864	49,068,275	0.15%	4/24/2023	France



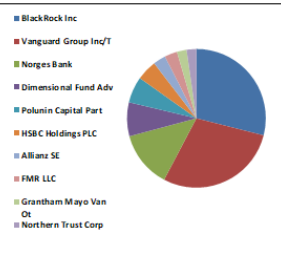
29 VAKBN TI

VAKBN TI - İlk 10 Yabancı Ortak	Pozisyon	Pozisyon Değişimi	Piyasa Değeri	Hisse Oranı	Bildirim Tarihi	Ülke
Vanguard Group Inc/T	37,612,816	0	633,399,827	0.38%	3/31/2023	United States
Dimensional Fund Adv	9,169,497	-834,143	154,414,331	0.09%	4/24/2023	United States
Insignia Financial L	1,493,619	-12,838	25,152,544	0.02%	1/31/2023	Australia
Charles Schwab Corp/	1,432,612	0	24,125,186	0.01%	4/21/2023	United States
State Street Corp	1,171,437	0	19,726,999	0.01%	4/24/2023	United States
BlackRock Inc	1,124,134	0	18,930,417	0.01%	12/31/2022	United States
Legal & General Grou	1,044,524	0	17,589,784	0.01%	3/31/2023	United Kingdom
Government Pension I	508,537	0	8,563,763	0.01%	3/31/2022	Japan
American Century Cos	454,080	0	7,646,707	0.00%	4/24/2023	United States
Caisse de Depot et P	431,733	-68,027	7,270,384	0.00%	12/31/2021	Canada



30 YKBNK TI

YKBNK TI - İlk 10 Yabancı Ortak	Pozisyon	Pozisyon Değişimi	Piyasa Değeri	Hisse Oranı	Bildirim Tarihi	Ülke
BlackRock Inc	107,880,723	-259,877	1,816,711,392	1.28%	4/24/2023	United States
Vanguard Group Inc/T	107,195,868	546,571	1,805,178,433	1.27%	3/31/2023	United States
Norges Bank	49,012,492	49,012,492	825,370,373	0.58%	12/31/2022	Norway
Dimensional Fund Adv	29,469,618	-7,350,586	496,268,372	0.35%	4/24/2023	United States
Polunin Capital Part	22,852,598	22,852,598	384,837,754	0.27%	6/30/2022	United Kingdom
HSBC Holdings PLC	18,131,615	1	305,336,399	0.21%	3/28/2023	United Kingdom
Allianz SE	11,195,552	-1,222,391	188,533,097	0.13%	4/24/2023	Germany
FMR LLC	11,022,381	-1,206,332	185,616,898	0.13%	4/21/2023	United States
Grantham Mayo Van Ot	8,307,380	-1,320,591	139,896,280	0.10%	11/30/2022	United States
Northern Trust Corp	8,139,618	2,246,078	137,071,168	0.10%	3/31/2023	United States



Kaynak : Bloomberg

Yatırım Danışmanlığı ve Bireysel Portföy Yönetimi

Özlem ÜNAL Müdür			
Semih Can ÖZER Uzman	Gizem Tetik ARGİN Uzman	Semih ÖZER Uzman	Huzeyfe KARAKUŞ Uzman Yardımcısı
ytrdanismanligibpy@halkyatirim.com.tr 0 (216) 285 09 00			

Çekince : “Yatırım Danışmanlığı hizmeti; aracı kurumlar, portföy yönetim şirketleri, mevduat kabul etmeyen bankalar ile müşteri arasında imzalanacak Yatırım Danışmanlığı sözleşmesi çerçevesinde sunulmaktadır. Burada yer alan bilgi, yorum ve tavsiyeleri, kişilerin yerindelik testi ile belirlendiği risk seviyeleri dikkate alınarak, Halk Yatırım Yatırım Danışmanlığı ve Araştırma birimi nezdinde güvenilir olduğuna inanılan bilgi kaynaklarından yararlanarak hazırlanmakta ve kişiye özel sunulmaktadır. Verilen bu tavsiyeler mali durumunuz ile risk ve getiri tercihlerinize uygun olmayabilir. Bu nedenle, risk yapınıza uygun olmayan şekilde sadece burada yer alan bilgilere dayanılarak yatırım kararı verilmesi beklentilerinize uygun sonuçlar doğurmayabilir. Size özel olarak tahsis edilen Yatırım Danışmanınız ile irtibata geçmeniz ve mali durumunuz ve risk seviyelerinize uygun kararları birlikte almanız tavsiye edilir.

Veri ve grafikler güvenilirliğine inandığımız güvenilir kaynaklardan derlenmiş olup, yapılan yorumlar sadece HALK YATIRIM MENKUL DEĞERLER A.Ş. Yatırım Danışmanlığı'nın beklentilerini yansıtmaktadır. Bu bilgiler ışığında yapılan ve yapılacak olan ileriye dönük yatırımların sonuçlarından Şirketimiz hiçbir şekilde sorumlu tutulamaz. Ayrıca, Halk Yatırım Menkul Değerler A.Ş.'nin yazılı izni olmadıkça içeriği kısmen ya da tamamen üçüncü kişilerce hiç bir şekil ve ortamda yayınlanamaz, iktisap edilemez, alıntı yapılamaz, kullanılamaz. İletim, gönderilen kişiye özel ve münhasırdır. İlave olarak, bu raporun gönderildiği ve yukarıdaki açıklamalarımız doğrultusunda kullanıldığı ülkelerdeki yasal düzenlemelerden kaynaklı tüm talep ve dava haklarımız saklıdır.

Uyarı Notu: Bu e-posta'nın içerdiği bilgiler (ekleri dahil olmak üzere) gizlidir. Onayımız olmaksızın üçüncü kişilere açıklanamaz. Bu mesajın gönderilmek istendiği kişi değilseniz, lütfen mesajı sisteminizden derhal siliniz. Halk Yatırım Menkul Değerler A.Ş. bu mesajın içerdiği bilgilerin doğruluğu veya eksiksiz olduğu konusunda bir garanti vermemektedir. Bu nedenle bilgilerin ne şekilde olursa olsun, içeriğinden, iletilmesinden, alınmasından, saklanmasından sorumlu değildir. Bu mesajın içeriği yazarına ait olup, Halk Yatırım Menkul Değerler A.Ş.'nin görüşlerini içermeyebilir.

